

# SENTOO

COLLECTION

DISCOVER THE SENTOO COLLECTION FURTHER

ADERANSUK.COM



## Aderans

### Head Office & Mail Order

Sheridan House  
114-116 Western Road  
Hove  
BN3 1DD  
T: 01273 774977 / 777503  
E: info@trendco.co.uk

### Aderans Midlands

Unit 9, Barton Marina  
Burton Upon Trent  
DE13 8AS  
T: 0121 633 4280  
E: midlands@trendco.co.uk

### Aderans Hove

Sheridan House  
114-116 Western Road  
Hove  
BN3 1DD  
T: 01273 778516  
E: hove@trendco.co.uk

### Aderans Liverpool (Wiggins)

119 Penny Lane  
Liverpool  
L18 1DF  
T: 0151 733 5826  
E: liverpool@trendco.co.uk

### Aderans The London Hair Clinic

27-28 Eastcastle Street  
W1W 8DH  
T: 0207 221 2646  
E: london@trendco.co.uk

### Aderans Manchester

3rd Floor, Lloyds House  
18 Lloyd Street  
Manchester  
M2 5WA  
T: 0161 834 6151  
E: manchester@trendco.co.uk

### Aderans Nottingham

Suite 1A, The Hub  
40 Friar Lane  
Nottingham  
NG1 6DQ  
T: 0115 947 5316  
E: nottingham@trendco.co.uk

### Aderans Edinburgh (A&A Studios)

Garden Level, Orchard Brae House  
30 Queensferry Rd  
Edinburgh  
EH4 2HS  
T: 0131 556 7057  
E: edinburgh@trendco.co.uk

Aderans

# SENTOO

COLLECTION

PREMIUM  
BY SENTOO

LOTUS  
BY SENTOO

CREATIVE  
BY SENTOO



Enjoy the newest edition of the Sentoo Collection; an exclusive collection of wig ranges, crafted for today's client by top designers, Sentoo wigs are unique in their superior finish and design. The Sentoo Collection is unlike any other as it encompasses different ranges to ensure that the needs of every customer are met.

THE ADERANS TEAM



PREMIUM | SAKURA LONG

**HAIR STYLES** 4  
FROM SHORT TO LONG

**CREATIVE** 6

**PREMIUM** 17

**LOTUS** 32

**HAIR CARE** 48

**STYLE OVERVIEW**  
SIZE & CAP CONSTRUCTION  
HAIR LENGTH

**CREATIVE** 50

**PREMIUM** 52

**LOTUS** 54

**COLOURS** 57

















# SENTOO

## COLLECTION








 PREMIUM

 LOTUS


 CREATIVE



# HAIR STYLES – FROM SHORT TO LONG HAIR



## TOPPERS







**Unique fibres**

**Wigs & Top Pieces**

**Creative possibilities**

**Heat Friendly**



CREATIVE | ALICE - TOP PIECE

# CREATIVE

BY SENTOO

STYLE OVERVIEW | PAGE 50

Creative is a prestige range of unique high-heat fibre styles, designed with your creativity in mind. In the Creative collection you are sure to find something to suit your wants and needs; allowing for both cutting and styling. With a Creative wig or hairpiece, it is only your imagination that sets the limits to what you can achieve!



## ROSALINE



S M L

100% HIGH HEAT FIBRE

SIZE: 53.5 cm

### HAIR LENGTH

FRONT: 15.5 cm

CROWN: 10 cm

NAPE: 5 cm

### COLOURS

Dark Ash Blonde  
Light Ash Blonde  
Dark Maple Blonde  
Medium Brown  
Chestnut Red  
Stone Grey  
Light Grey  
Medium Gold Blonde  
Platinum Blonde  
Platinum Grey  
Velvet Black



COLOUR: Medium Brown



# EMILIA

S M L



100% HIGH HEAT FIBRE

SIZE: 53.5 cm

HAIR LENGTH

FRONT: 14 cm

CROWN: 19 cm

NAPE: 4.5 cm

## COLOURS

- Dark Ash Blonde
- Light Ash Blonde
- Dark Maple Blonde
- Medium Brown
- Chestnut Red
- Stone Grey
- Light Grey
- Platinum Grey
- Medium Gold Blonde
- Platinum Blonde
- Tobacco Brown
- Velvet Black



COLOUR: Velvet Black



# VALENTINE



S M L

100% HIGH HEAT FIBRE

SIZE: 53.5 cm

### HAIR LENGTH

FRONT: 11 cm

CROWN: 28 cm

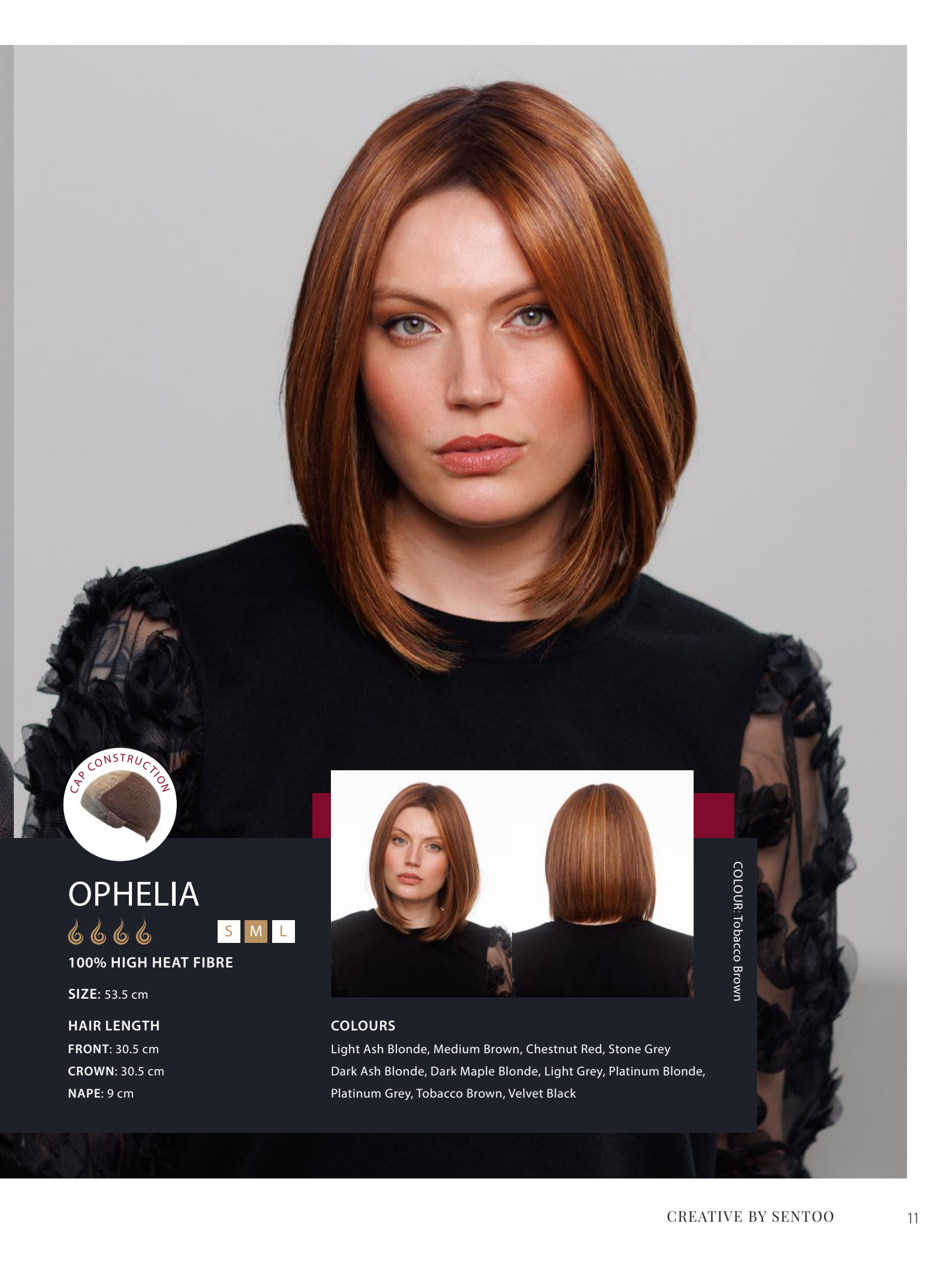
NAPE: 15 cm



### COLOURS

Light Ash Blonde, Medium Brown, Chestnut Red, Stone Grey  
Velvet Black, Dark Ash Blonde, Dark Maple Blonde, Light Grey,  
Platinum Blonde, Platinum Grey, Tobacco Brown

COLOUR: Light Ash Blonde



# OPHELIA



100% HIGH HEAT FIBRE

S M L

SIZE: 53.5 cm

## HAIR LENGTH

FRONT: 30.5 cm

CROWN: 30.5 cm

NAPE: 9 cm



COLOUR: Tobacco Brown

## COLOURS

Light Ash Blonde, Medium Brown, Chestnut Red, Stone Grey  
Dark Ash Blonde, Dark Maple Blonde, Light Grey, Platinum Blonde,  
Platinum Grey, Tobacco Brown, Velvet Black



## ISABEL



S M L

100% HIGH HEAT FIBRE

SIZE: 53.5 cm

### HAIR LENGTH

FRONT: 32 cm

CROWN: 46 cm

NAPE: 46 cm

### COLOURS

Dark Ash Blonde  
Light Ash Blonde  
Dark Maple Blonde  
Medium Brown  
Chestnut Red  
Stone Grey  
Light Grey  
Platinum Grey  
Tobacco Brown  
Platinum Blonde  
Velvet Black




COLOUR: Dark Ash Blonde

Top Piece



BEFORE



BASE



COLOUR: Medium Brown

## ALICE

100% HIGH HEAT FIBRE

SIZE: 18 x 8 cm

BASE

Soft Mono (Lace Front), PU

COLOURS

Light Ash Blonde, Medium Brown, Chestnut Red, Stone Grey, Dark Ash Blonde,  
Dark Maple Blonde, Light Grey, Platinum Grey, Tobacco Brown, Velvet Black

BEFORE



BASE



Top Piece



## ALEXAS

100% HIGH HEAT FIBRE

SIZE: 11.5 x 15 cm

BASE

Net, Double Mono



COLOURS/

Light Ash Blonde, Medium Brown, Chestnut Red, Stone Grey, Dark Ash Blonde,  
Dark Maple Blonde, Light Grey, Platinum Grey, Tobacco Brown, Velvet Black

Top Piece



BEFORE



BASE



COLOUR: Velvet Black

## DION

100% HIGH HEAT FIBRE

SIZE: 8 x 13.5 cm

BASE

Net Top, PU

COLOURS

Light Ash Blonde, Medium Brown, Chestnut Red, Stone Grey, Dark Ash Blonde,  
Dark Maple Blonde, Light Grey, Platinum Blonde, Platinum Grey, Tobacco Brown,  
Velvet Black

BEFORE



BASE



Top Piece

COLOUR: Stone Grey

## ALBANY

100% HIGH HEAT FIBRE

SIZE: 23 x 22.5 cm

BASE

Soft Mono (Lace Front, Double Mono Top,  
Weft On Net, Anti Slip)

COLOURS

Light Ash Blonde, Medium Brown, Chestnut Red, Stone Grey, Dark Ash Blonde,  
Dark Maple Blonde, Light Grey, Platinum Grey, Tobacco Brown, Velvet Black



Easy to wear  
Comfortable Base  
Hand-tied  
Monofilament  
Invisible Lace Front

PREMIUM | SANGO & AYA

# PREMIUM

BY SENTOO

Premium is a range of beautifully crafted synthetic fibre wigs. Our designers created the Sentoo Premium collection with one aim in mind: producing a product that enables wearers of any age to feel comfortable all day long. The Premium range is perfect for those wishing for a natural look with easy to wear comfort and a base suited to those with a sensitive scalp.



# MAIKO

S M L



SIZE: 53-54 cm | FRONT: 6 cm  
CROWN: 6 cm | NAPE: 6 cm

## COLOURS

### BLONDES:

S770, 223, 18/22R, 20/22, 713, 769

### BROWNS:

2/4, 8/10-10G

### REDS:

740N

### GREYS:

60, 600, 56/60, 56,  
38, 49, 436

## S & L

Available in S (51cm)  
L (55cm) caps.

### COLOURS - S:

S770, 18/22R, 769, S12/10,  
60, 56/60, 56, 49

### COLOURS - L:

18/22R, S12/10, 56/60

COLOUR: 56/60





# KINU



S M L

SIZE: 53-54 cm | FRONT: 14 cm  
CROWN: 15 cm | NAPE: 4 cm

## COLOURS

BLONDES: S770, A757G, A791G  
BROWNS: 4/6, S637  
GREYS: 60, 600, 49, 436



COLOUR: S637



# TAMAKI



S M L

SIZE: 53-54 cm | FRONT: 10.5 cm  
CROWN: 18 cm | NAPE: 6 cm

## COLOURS

BLONDES: S770, 134, 18/22R, 20/22, 713, A757G  
BROWNS: S12/10, A761G  
GREYS: 60, 600, 56/60

COLOUR: 2/4



# YAMA



S M L

SIZE: 53-54 cm | FRONT: 10 cm  
CROWN: 13 cm | NAPE: 10 cm

## COLOURS

### BLONDES:

S770, 18/22R, 713, 769

### BROWNS:

8/10-20G

### REDS:

829

### GREYS:

60, 600, 56/60, 38



COLOUR: 12/10



# AYA

S M L



SIZE: 53-54 cm | FRONT: 6.5 cm  
CROWN: 5 cm | NAPE: 5 cm

## COLOURS

- BLONDES:  
S770, 713, 223, 18/22R, 769
- BROWNS:  
S12/10
- REDS:  
740N, 131
- GREYS:  
60, 600, 56/60, 56, 38, 49



COLOUR: 769



# KYU

S M L



SIZE: 53-54 cm | FRONT: 10 cm  
CROWN: 10 cm | NAPE: 5 cm

## COLOURS

### BLONDES:

S770, 223, 769, 20/22, 713,  
A791G, 134, 18/22R

### BROWNS:

4/6, 8 728T, S12/10

### REDS:

131

### GREYS:

60, 600, 56/60, 56, 38, 132,  
49, 436, S456

## S & L

Available in S (51cm)  
L (55cm) caps.

### COLOURS - S:

S770, 18/22R, S12/10, 60,  
600, 56/60

### COLOURS - L:

18/22R, 56/60



COLOUR: 12/10





# SANGO



S M L

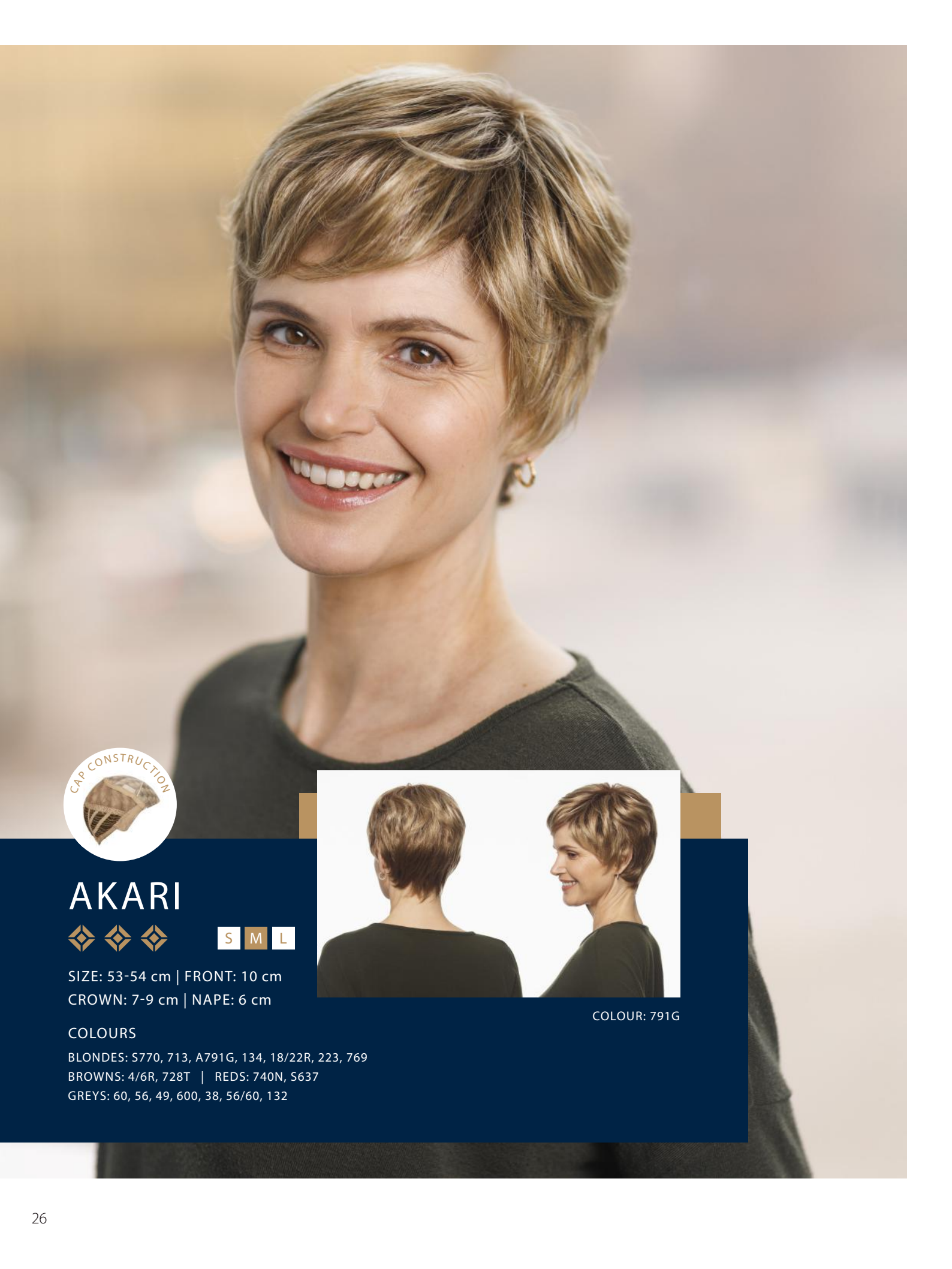
SIZE: 53-54 cm | FRONT: 10 cm  
CROWN: 33 cm | NAPE: 17 cm

## COLOURS

BLONDES: S770, 223, 769, 20/22, 713, A791G, 134, 18/22R, A757G  
BROWNS: 4/6, 8/10-20G, S12/10, A761G  
REDS: 740N, S637



COLOUR: 812G



# AKARI



S M L

SIZE: 53-54 cm | FRONT: 10 cm  
CROWN: 7-9 cm | NAPE: 6 cm



COLOUR: 791G

## COLOURS

BLONDES: S770, 713, A791G, 134, 18/22R, 223, 769  
BROWNS: 4/6R, 728T | REDS: 740N, S637  
GREYS: 60, 56, 49, 600, 38, 56/60, 132



# SAKURA LONG



S M L

SIZE: 53-54 cm | FRONT: 21 cm  
CROWN: 45 cm | NAPE: 45 cm

## COLOURS

### BLONDES:

S770, 223, A791G, 20/22,  
769, A757G

### BROWNS:

2/4, 8, 8/10-20G, 4/6, S12/10

### REDS:

740N, S637



COLOUR: 769



# SORA



S M L

SIZE: 53-54 cm | FRONT: 7.5 cm  
CROWN: 19 cm | NAPE: 7 cm

## COLOURS

### BLONDES:

S770, 223, 769, 20/22, 713, A791G,  
134, 18/22R, A757G

### BROWNS:

4/6, 8, S12/10, A761G

### REDS:

740N, S637

### GREYS:

56/60

## S & L

Available in S (51cm)  
L (55cm) caps.

### COLOURS - S:

S770, 713, 8, S12/10,  
S637, 56/60

### COLOURS - L:

713, 8, S637



COLOUR: S770



# TANI



S M L

SIZE: 53-54 cm | FRONT: 9.5 cm  
CROWN: 9.5 cm | NAPE: 6 cm

## COLOURS

BLONDES: S770, 713, A757G, 223, 18/22R, 769  
BROWNS: 8/10-20G | REDS: 829  
GREYS: 60, 600, 56/60, 56, 38, 132, 49, 436, S456



COLOUR: 600



# MYU



S M L

SIZE: 53-54 cm | FRONT: 19 cm  
CROWN: 23 cm | NAPE: 19 cm

## COLOURS

### BLONDES:

S770, 18/22R, 223

### BROWNS:

2/4, 4/6, 728T, S12/10

### REDS:

S637, 131

### GREYS:

49



COLOUR: 4/6



LOTUS | PRIMROSE & IRIS



Beautiful Styles

Natural Look &

Natural Colours

Extreme Comfort

Monofilament Bases

LOTUS | FUCHSIA & DAISY

**LOTUS**  
BY SENTOO

The Lotus Collection is an expertly crafted range of wigs providing the best possible fit and comfort, while never sacrificing on style. Offering a lace front and differing cap constructions in mono, hand tied, or wefted, the collection caters to everybody. Produced out of passion, our highly skilled team had only one aim in mind; stylish, comfortable and natural-looking wigs to suit all ages.



# Gardenia



S M L

SIZE: 54 cm | FRONT: 14 cm  
CROWN: 16 cm | NAPE: 3 cm

### COLOURS:

Walnut Melange, Lotus Iced Melange, Aspen Melange Rooted,  
Birch Long Rooted, Purple Heart Rooted



COLOUR: Aspen Melange Rooted



# Hazel



S M L

SIZE: 53 cm | FRONT: 13 cm  
CROWN: 25 cm | NAPE: 15 cm

## COLOURS:

- Red Chestnut Rooted
- Sycamore Melange Rooted
- Zebra Wood Rooted
- Lotus Silver
- Lotus Iced Melange
- Lotus Midnight
- Cherry Rooted
- Sandalwood Rooted
- Cherry Melange
- Maple Melange
- Smokey Melange
- Walnut Melange
- Sandalwood Melange
- Oak Melange Rooted
- Light Oak Melange Rooted

COLOUR: Lotus Midnight





# Bluebell

S M L



SIZE: 53 cm | FRONT: 38 cm  
CROWN: 48 cm | NAPE: 33 cm

## COLOURS:

- Red Chestnut Rooted
- Sycamore Melange Rooted
- Zebra Wood Rooted
- Lotus Midnight
- Cherry Rooted
- Sandalwood Rooted
- Cherry Melange
- Maple Melange
- Walnut Melange
- Sandalwood Melange
- Oak Melange Rooted
- Light Oak Melange Rooted



COLOUR: Sycamore Melange Rooted



# Primrose



S M L

SIZE: 54 cm | FRONT: 16 cm  
CROWN: 10 cm | NAPE: 3 cm

### COLOURS:

Sugar Berry, Lotus Silver, Ash Rooted,  
Aspen Melange Rooted, Purple Heart Rooted

COLOUR: Ash Rooted



# Fuchsia



S M L

SIZE: 54 cm | FRONT: 30 cm  
CROWN: 24 cm | NAPE: 9 cm

## COLOURS:

Oak Melange Rooted, Walnut Melange, Sugar Berry,  
Aspen Melange Rooted, Birch Long Rooted



COLOUR: Birch Long Rooted



# Dahlia



S M L

SIZE: 54 cm | FRONT: 8 cm  
CROWN: 10 cm | NAPE: 5 cm

## COLOURS:

- Red Chestnut Rooted
- Sycamore Melange Rooted
- Zebra Wood Rooted
- Lotus Silver
- Lotus Iced Melange
- Lotus Midnight
- Cherry Rooted
- Sandalwood Rooted
- Cherry Melange
- Maple Melange
- Smokey Melange
- Walnut Melange
- Sandalwood Melange
- Light Oak Melange Rooted
- Oak Melange Rooted

COLOUR: Sandalwood Melange





# Blossom

S M L



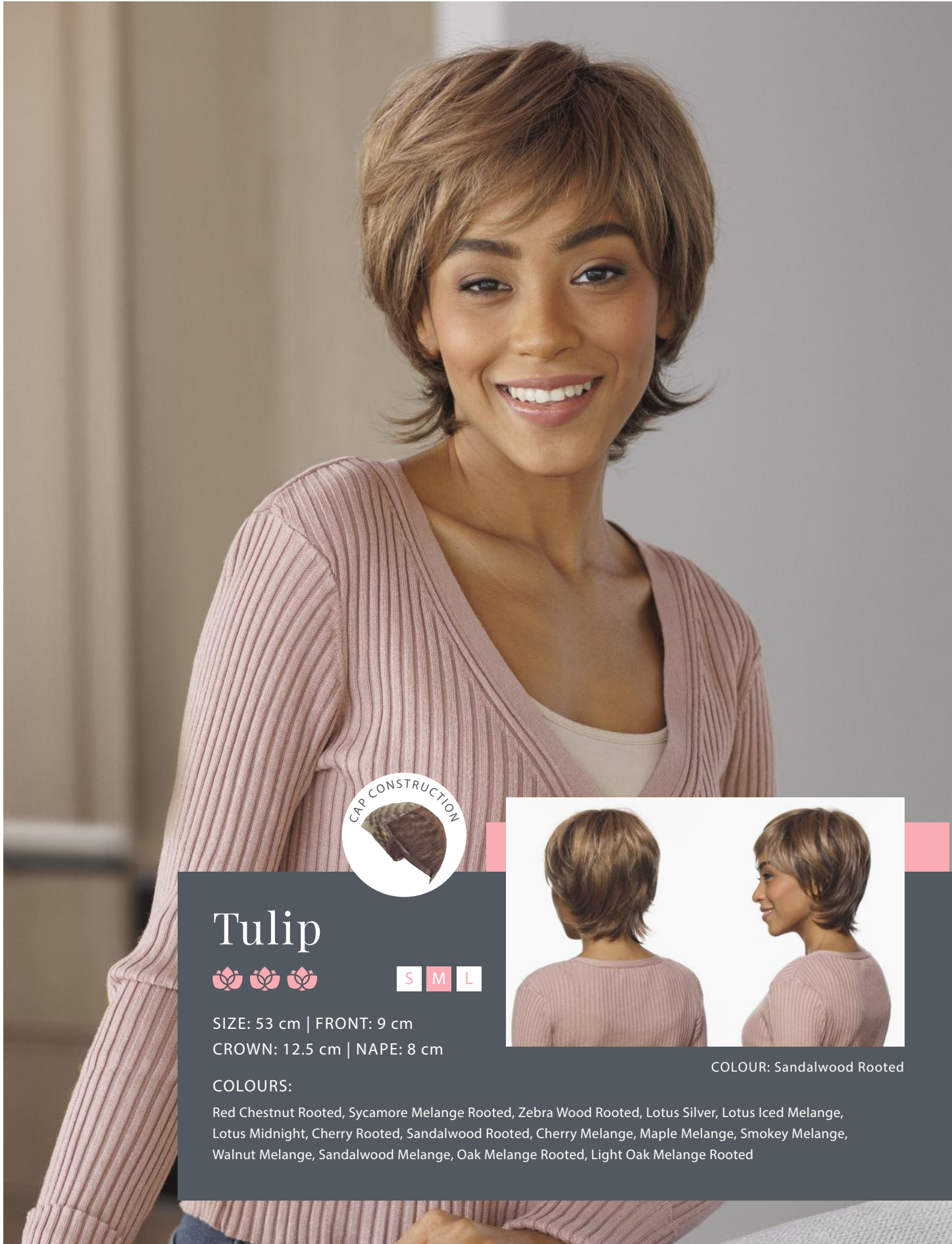
SIZE: 55 cm | FRONT: 5 cm  
CROWN: 10 cm | NAPE: 5 cm

### COLOURS:

- Red Chestnut Rooted
- Sycamore Melange Rooted
- Zebra Wood Rooted
- Lotus Silver
- Lotus Iced Melange
- Lotus Midnight
- Cherry Rooted
- Sandalwood Rooted
- Cherry Melange
- Maple Melange
- Smokey Melange
- Walnut Melange
- Sandalwood Melange
- Oak Melange Rooted
- Light Oak Melange Rooted



COLOUR: Cherry Melange



# Tulip



S M L

SIZE: 53 cm | FRONT: 9 cm  
CROWN: 12.5 cm | NAPE: 8 cm

COLOUR: Sandalwood Rooted

## COLOURS:

Red Chestnut Rooted, Sycamore Melange Rooted, Zebra Wood Rooted, Lotus Silver, Lotus Iced Melange, Lotus Midnight, Cherry Rooted, Sandalwood Rooted, Cherry Melange, Maple Melange, Smokey Melange, Walnut Melange, Sandalwood Melange, Oak Melange Rooted, Light Oak Melange Rooted



# Iris



S M L

SIZE: 53 cm | FRONT: 20 cm  
CROWN: 22 cm | NAPE: 6.5 cm

## COLOURS:

- Red Chestnut Rooted
- Sycamore Melange Rooted
- Zebra Wood Rooted
- Sugar Berry
- Lotus Iced Melange
- Lotus Midnight
- Cherry Rooted
- Sandalwood Rooted
- Cherry Melange
- Maple Melange
- Walnut Melange
- Sandalwood Melange
- Oak Melange Rooted
- Light Oak Melange Rooted

COLOUR: Walnut Melange





# Jasmine

S M L



SIZE: 51.5 cm | FRONT: 13 cm  
CROWN: 22 cm | NAPE: 6 cm

## COLOURS:

- Red Chestnut Rooted
- Sycamore Melange Rooted
- Zebra Wood Rooted
- Sugar Berry
- Lotus Silver
- Lotus Iced Melange
- Lotus Midnight
- Cherry Rooted
- Sandalwood Rooted
- Cherry Melange
- Maple Melange
- Smokey Melange
- Walnut Melange
- Sandalwood Melange
- Oak Melange Rooted
- Light Oak Melange Rooted



COLOUR: Lotus Silver



# Daisy



S M L

SIZE: 54 cm | FRONT: 6.5 cm  
CROWN: 6 cm | NAPE: 3 cm

## COLOURS:

- Lotus Silver
- Maple Melange
- Ash Rooted
- Aspen Melange Rooted
- Purple Heart Rooted
- Willow Rooted



COLOUR: Willow Rooted



# Aster

S M L



SIZE: 53 cm | FRONT: 10 cm  
CROWN: 26 cm | NAPE: 10 cm

## COLOURS:

- Red Chestnut Rooted
- Sycamore Melange Rooted
- Zebra Wood Rooted
- Lotus Silver
- Lotus Iced Melange
- Lotus Midnight
- Cherry Rooted
- Sandalwood Rooted
- Cherry Melange
- Maple Melange
- Smokey Melange
- Walnut Melange
- Sandalwood Melange
- Oak Melange Rooted
- Light Oak Melange Rooted



COLOUR: Light Oak Melange Rooted



# Peony



S M L

SIZE: 53 cm | FRONT: 11 cm  
CROWN: 7 cm | NAPE: 5 cm

### COLOURS:

Red Chestnut Rooted, Sycamore Melange Rooted, Zebra Wood Rooted, Lotus Silver, Lotus Iced Melange, Lotus Midnight, Cherry Rooted, Sandalwood Rooted, Cherry Melange, Maple Melange, Smokey Melange, Walnut Melange, Sandalwood Melange, Oak Melange Rooted, Light Oak Melange Rooted

COLOUR: Walnut Melange



# Poppy

S M L



SIZE: 53 cm | FRONT: 32 cm  
CROWN: 36 cm | NAPE: 36 cm

### COLOURS:

- Red Chestnut Rooted
- Sycamore Melange Rooted
- Zebra Wood Rooted
- Sugar Berry
- Lotus Midnight
- Cherry Rooted
- Sandalwood Rooted
- Cherry Melange
- Maple Melange
- Walnut Melange
- Sandalwood Melange
- Oak Melange Rooted
- Light Oak Melange Rooted



COLOUR: Light Oak Melange Rooted



# Lily



S M L

SIZE: 53 cm | FRONT: 13 cm  
CROWN: 17 cm | NAPE: 10 cm

## COLOURS:

- Red Chestnut Rooted
- Sycamore Melange Rooted
- Zebra Wood Rooted
- Lotus Silver
- Lotus Iced Melange
- Lotus Midnight
- Cherry Rooted
- Sandalwood Rooted
- Cherry Melange
- Maple Melange
- Smokey Melange
- Walnut Melange
- Sandalwood Melange
- Oak Melange Rooted
- Light Oak Melange Rooted

COLOUR: Iced Melange



 PREMIUM

 LOTUS

**SYNTHETIC FIBRE**

If worn daily, we recommend you follow the steps below every 7-10 days.

**STEP 1: DETANGLING - GENTLY BRUSH**

Using a wire wig brush, gently brush to remove all knots and tangles before washing.

**STEP 2: RINSE & SHAMPOO**

For shorter styles: Fill a basin or large bowl with LUKEWARM water and mix in a small amount of T-Range shampoo until it has dissolved. Submerge your wig or hairpiece into the basin or large bowl and leave to soak for a couple of minutes.

For longer styles, use running water, and ensure the water flows in the same direction as the hair to avoid tangling and damage. Next, lather your T-Range shampoo between your hands before gently applying the solution to the root area of your piece. Gently rinse away all product residue. Repeat if desired.

**STEP 3: CONDITION**

Using your fingers smooth a small amount of T-Range Softening conditioner through midlengths and ends, avoiding the base altogether. Gently brush through conditioner from midlengths to ends, whilst securely holding the base to avoid damage. Rinse thoroughly.

 CREATIVE

Styling:  
max. 140°

**HEAT-FRIENDLY FIBRE**

If worn daily, we recommend you follow the steps below every 7-10 days.

**STEP 1: DETANGLING - GENTLY BRUSH**

Using a wire wig brush, gently brush to remove all knots and tangles before washing.

**STEP 2: RINSE & SHAMPOO**

For shorter styles: Fill a basin or large bowl with LUKEWARM water and mix in a small amount Cyber Revitalising shampoo until it has dissolved. Submerge your wig or hairpiece into the basin or large bowl and leave to soak for a couple of minutes.

For longer styles, use running water, and ensure the water flows in the same direction as the hair to avoid tangling and damage. Next, lather your Cyber Revitalising shampoo between your hands before gently applying the solution to the root area of your piece. Gently rinse away all product residue. Repeat if desired.

**STEP 3: CONDITION**

Using your fingers smooth a small amount of Cyber Detangling Cream conditioner through midlengths and ends, avoiding the base altogether. Brush through conditioner from midlengths to ends, whilst holding the base as not to untie unnecessary fibres. Rinse thoroughly.



PREMIUM | MITSU

# CREATIVE

BY SENTOO




Soft Mono (Lacefront) - Double Mono  
- Weft On Net - Anti Slip

Soft Mono (Lacefront) - Double Mono  
- Weft On Net - Anti Slip



S M L

100% HIGH HEAT FIBRE



## ROSALINE

100% HIGH HEAT FIBRE

SIZE: 53.5 cm

### HAIR LENGTH

FRONT: 15.5 cm


CROWN: 10 cm

NAPE: 5 cm

### COLOURS

Dark Ash Blonde, Light Ash Blonde, Dark Maple  
Blonde, Medium Brown, Chestnut Red, Stone  
Grey, Light Grey, Medium Gold Blonde  
Platinum Blonde, Platinum Grey, Velvet Black

PAGE: 8



## VALENTINE

100% HIGH HEAT FIBRE

SIZE: 53.5 cm

### HAIR LENGTH

FRONT: 11 cm


CROWN: 28 cm

NAPE: 15 cm

### COLOURS

Light Ash Blonde, Medium Brown, Chestnut Red,  
Stone Grey, Velvet Black, Dark Ash Blonde, Dark  
Maple Blonde, Light Grey, Platinum Blonde,  
Platinum Grey, Tobacco Brown

PAGE: 10



## OPHELIA

100% HIGH HEAT FIBRE

SIZE: 53.5 cm

### HAIR LENGTH

FRONT: 30.5 cm


CROWN: 30.5 cm

NAPE: 9 cm

### COLOURS

Light Ash Blonde, Medium Brown, Chestnut  
Red, Stone Grey, Dark Ash Blonde, Dark Maple  
Blonde, Light Grey, Platinum Blonde, Platinum  
Grey, Tobacco Brown, Velvet Black

PAGE: 11



## ISABEL

100% HIGH HEAT FIBRE

SIZE: 53.5 cm

### HAIR LENGTH

FRONT: 32 cm


CROWN: 46 cm

NAPE: 46 cm

### COLOURS

Dark Ash Blonde, Light Ash Blonde, Dark Maple  
Blonde, Medium Brown, Chestnut Red, Stone  
Grey, Light Grey, Platinum Grey, Tobacco Brown,  
Platinum Blonde, Velvet Black

PAGE: 12



## EMILIA

100% HIGH HEAT FIBRE

SIZE: 53.5 cm

### HAIR LENGTH

FRONT: 14 cm


CROWN: 19 cm

NAPE: 4.5 cm

### COLOURS

Dark Ash Blonde, Light Ash Blonde, Dark Maple  
Blonde, Medium Brown, Chestnut Red, Stone Grey,  
Light Grey, Platinum Grey, Medium Gold Blonde,  
Platinum Blonde, Tobacco Brown, Velvet Black

PAGE: 9



## ALICE

100% HIGH HEAT FIBRE

SIZE: 18 x 8 cm

### BASE


Soft Mono (Lace Front), PU

### COLOURS

Light Ash Blonde, Medium Brown, Chestnut Red, Stone Grey, Dark Ash Blonde, Dark Maple Blonde, Light Grey, Platinum Grey, Tobacco Brown, Velvet Black

PAGE:

13



## ALEXAS

100% HIGH HEAT FIBRE

SIZE: 11.5 x 15 cm

### BASE


Net, Double Mono

### COLOURS

Light Ash Blonde, Medium Brown, Chestnut Red, Stone Grey, Dark Ash Blonde, Dark Maple Blonde, Light Grey, Platinum Grey, Tobacco Brown, Velvet Black

PAGE:

14



## DION

100% HIGH HEAT FIBRE

SIZE: 8 x 13.5 cm

### BASE


Net Top, PU

### COLOURS

Light Ash Blonde, Medium Brown, Chestnut Red, Stone Grey, Dark Ash Blonde, Dark Maple Blonde, Light Grey, Platinum Blonde, Platinum Grey, Tobacco Brown, Velvet Black

PAGE:

15



## ALBANY

100% HIGH HEAT FIBRE

SIZE: 23 x 22.5 cm

### BASE

Soft Mono (Lace Front), Double Mono Top, Weft On Net, Anti Slip

### COLOURS

Light Ash Blonde, Medium Brown, Chestnut Red, Stone Grey, Dark Ash Blonde, Dark Maple Blonde, Light Grey, Platinum Grey, Tobacco Brown, Velvet Black

PAGE:

16

# PREMIUM

BY SENTOO



Monofilament top, hand-tied and wefted, PU-tabs and a delicate lace front to frame the face and create an invisible hairline.




## AKARI

SIZE: 53-54 cm | FRONT: 10 cm  
CROWN: 7-9 cm | NAPE: 6 cm

### COLOURS

BLONDES: S770, 713, **A791G**, 134, 18/22R, 223, 769 | BROWNS: 4/6R, 728T | REDS: 740N, 5637 | GREYS: 60, 56, 49, 600, 38, 56/60, 132

PAGE: 26



## AYA

SIZE: 53-54 cm | FRONT: 6.5 cm  
CROWN: 5 cm | NAPE: 5 cm

### COLOURS

BLONDES: S770, 713, 223, 18/22R, **769** | BROWNS: S12/10 | REDS: 740N, 131 | GREYS: 60, 600, 56/60, 56, 38, 49

PAGE: 22




## KASUMI

SIZE: 53-54 cm | FRONT: 11.5 cm  
CROWN: 9.5 cm | NAPE: 6.5 cm

### COLOURS

BLONDES: S770, 18/22R, 223, 769 | BROWNS: 2/4, 8/10-20G, S12/10, A761G | REDS: 131 | GREYS: **60**, 600, 56/60, 49, 56, 135

PAGE: 20




## KINU

SIZE: 53-54 cm | FRONT: 14 cm  
CROWN: 15 cm | NAPE: 4 cm

### COLOURS

BLONDES: S770, A757G, A791G | BROWNS: 4/6, S637 | GREYS: 60, 600, 49, 436

PAGE: 19



## KYU

SIZE: 53-54 cm | FRONT: 10 cm  
CROWN: 10 cm | NAPE: 5 cm


### COLOURS

BLONDES: S770, 223, 769, 20/22, 713, A791G, 134, 18/22R | BROWNS: 4/6, 8 728T, S12/10 | REDS: 131 | GREYS: 60, 600, 56/60, 56, 38, 132, 49, 436, S456

### S & L:

S (51 cm) COLOURS: S770, 18/22R, S12/10, 60, 600, 56/60 | L (55 cm) COLOURS: 18/22R, 56/60

PAGE: 24



## MAIKO

SIZE: 53-54 cm | FRONT: 6 cm  
CROWN: 6 cm | NAPE: 6 cm


### COLOURS

BLONDES: S770, 223, 18/22R, 20/22, 713, 769 | BROWNS: 2/4, 8/10-10G, 768\* | REDS: 740N | GREYS: 60, 600, **56/60**, 56, 38, 49, 436

### S & L:

S (51 cm) COLOURS: S770, 18/22R, 769, S12/10, 60, 56/60, 56, 49 | L (55 cm) COLOURS: 18/22R, S12/10, 56/60

PAGE: 18



## MITSU

SIZE: 53-54 cm | FRONT: 11 cm  
CROWN: 13 cm | NAPE: 7 cm

### COLOURS

BLONDES: 713, **769**, 18/22R | BROWNS: 8, 728T | REDS: 133, 767, 740N, 829 | GREYS: 60, 600, 56/60, 135, 49

PAGE: 20




**MYU** S M L ◆◆◆

SIZE: 53-54 cm | FRONT: 19 cm  
CROWN: 23 cm | NAPE: 19 cm

COLOURS

BLONDES: S770, 18/22R, 223 | BROWNS: 2/4, 4/6, 728T, S12/10 | REDS: S637, 131 | GREYS: 49

PAGE: 30




**TAMAKI** S M L ◆◆◆

SIZE: 53-54 cm | FRONT: 10.5 cm  
CROWN: 18 cm | NAPE: 6 cm

COLOURS

BLONDES: S770, 134, 18/22R, 20/22, 713, A757G | BROWNS: S12/10, A761G | GREYS: 60, 600, 56/60

PAGE: 20




**SAKURA LONG** S M L ◆◆◆

SIZE: 53-54 cm | FRONT: 21 cm  
CROWN: 45 cm | NAPE: 45 cm

COLOURS

BLONDES: S770, 223, A791G, 20/22, 769, A757G | BROWNS: 2/4, 8, 8/10-20G, 4/6, S12/10 | REDS: 740N, S637

PAGE: 27




**TANI** S M L ◆◆◆

SIZE: 53-54 cm | FRONT: 9.5 cm  
CROWN: 9.5 cm | NAPE: 6 cm

COLOURS

BLONDES: S770, 713, A757G, 223, 18/22R, 769 | BROWNS: 8/10-20G | REDS: 829 | GREYS: 60, 600, 56/60, 56, 38, 132, 49, 436, S456

PAGE: 29



**SANGO** S M L ◆◆◆

SIZE: 53-54 cm | FRONT: 10 cm  
CROWN: 33 cm | NAPE: 17 cm

COLOURS

BLONDES: S770, 223, 769, 20/22, 713, A791G, 134, 18/22R, A757G | BROWNS: 4/6, 8/10-20G, S12/10, A761G | REDS: 740N, S637

PAGE: 24



**YAMA** S M L ◆◆◆

SIZE: 53-54 cm | FRONT: 10 cm  
CROWN: 13 cm | NAPE: 10 cm

COLOURS

BLONDES: S770, 18/22R, 713, 769 | BROWNS: 8/10-20G | REDS: 829 | GREYS: 60, 600, 56/60, 38

PAGE: 21



**SORA** S M L ◆◆◆

SIZE: 53-54 cm | FRONT: 7.5 cm  
CROWN: 19 cm | NAPE: 7 cm

COLOURS

BLONDES: S770, 223, 769, 20/22, 713, A791G, 134, 18/22R, A757G | BROWNS: 4/6, 8, S12/10, A761G | REDS: 740N, S637 | GREYS: 56/60

S & L:

S (51 cm) COLOURS: S770, 713, 8, S12/10, S637, 56/60 | L (55 cm) COLOURS: 713, 8, S637

PAGE: 28

HAIR COLOUR GUIDE

FOR A TRUE REPRESENTATION OF COLOUR, WE RECOMMEND USING A COLLECTION COLOUR RING.

ORDER NOW

# LOTUS

BY SENTOO



Machine wefting on a stretch net with a monofilament top & lace front.



Machine wefting on a stretch net with a monofilament top & lace front.




Machine wefting on a stretch net, a hand tied top that feels delicate and soft on the scalp with anti-slip tabs & a lace front.



Nape machine wefting covered by a soft-touch fabric, a hand-tied base on a stretch net with a monofilament top, lace front and PU tabs for extra comfort and support.



Nape machine wefting covered by a soft-touch fabric, with a hand-tied, finer-seamed base, on a lighter-weight stretch net; a Monofilament Top, extended lace front and PU tabs for extra comfort and support.



PAGE: 44

## Aster




SIZE: 53 cm | FRONT: 10 cm  
CROWN: 26 cm | NAPE: 10 cm



COLOURS:

Red Chestnut Rooted, Sycamore Melange Rooted, Zebra Wood Rooted, Lotus Silver, Lotus Iced Melange, Lotus Midnight, Cherry Rooted, Sandalwood Rooted, Cherry Melange, Maple Melange, Smokey Melange, Walnut Melange, Sandalwood Melange, Oak Melange Rooted, Light Oak Melange Rooted.



PAGE: 39

## Blossom




SIZE: 55 cm | FRONT: 5 cm  
CROWN: 10 cm | NAPE: 5 cm



COLOURS:

Red Chestnut Rooted, Sycamore Melange Rooted, Zebra Wood Rooted, Lotus Silver, Lotus Iced Melange, Lotus Midnight, Cherry Rooted, Sandalwood Rooted, **Cherry Melange**, Maple Melange, Smokey Melange, Walnut Melange, Sandalwood Melange, Oak Melange Rooted, Light Oak Melange Rooted.



PAGE: 35

## Bluebell




SIZE: 53 cm | FRONT: 38 cm  
CROWN: 48 cm | NAPE: 33 cm



COLOURS:

Red Chestnut Rooted, **Sycamore Melange Rooted**, Zebra Wood Rooted, Lotus Midnight, Cherry Rooted, Sandalwood Rooted, Cherry Melange, Maple Melange, Walnut Melange, Sandalwood Melange, Oak Melange Rooted, Light Oak Melange Rooted.



PAGE: 38

## Dahlia




SIZE: 54 cm | FRONT: 8 cm  
CROWN: 10 cm | NAPE: 5 cm



COLOURS:

Red Chestnut Rooted, Sycamore Melange Rooted, Zebra Wood Rooted, Lotus Silver, Lotus Iced Melange, Lotus Midnight, Cherry Rooted, Sandalwood Rooted, Cherry Melange, Maple Melange, Smokey Melange, Walnut Melange, **Sandalwood Melange**, Light Oak Melange Rooted, Oak Melange Rooted.



PAGE: 43

## Daisy




SIZE: 54 cm | FRONT: 6.5 cm  
CROWN: 6 cm | NAPE: 3 cm



COLOURS:

Lotus Silver, Maple Melange, Ash Rooted, Aspen Melange Rooted, Purple Heart Rooted, **Willow Rooted**.



## Fuchsia




SIZE: 54 cm | FRONT: 30 cm  
CROWN: 24 cm | NAPE: 9 cm



### COLOURS:

Oak Melange Rooted, Walnut Melange, Sugar Berry, Aspen Melange Rooted, **Birch Long Rooted**.

PAGE: 37



## Lily




SIZE: 53 cm | FRONT: 13 cm  
CROWN: 17 cm | NAPE: 10 cm



### COLOURS:

Red Chestnut Rooted, Sycamore Melange Rooted, Zebra Wood Rooted, Lotus Silver, **Lotus Iced Melange**, Lotus Midnight, Cherry Rooted, Sandalwood Rooted, Cherry Melange, Maple Melange, Smokey Melange, Walnut Melange, Sandalwood Melange, Oak Melange Rooted, Light Oak Melange Rooted.

PAGE: 47



## Gardenia




SIZE: 54 cm | FRONT: 14 cm  
CROWN: 16 cm | NAPE: 3 cm



### COLOURS:

Walnut Melange, Lotus Iced Melange, **Aspen Melange Rooted**, Birch Long Rooted, Purple Heart Rooted.

PAGE: 33



## Peony



SIZE: 53 cm | FRONT: 11 cm  
CROWN: 7 cm | NAPE: 5 cm



### COLOURS:

Red Chestnut Rooted, Sycamore Melange Rooted, Zebra Wood Rooted, Lotus Silver, Lotus Iced Melange, Lotus Midnight, Cherry Rooted, Sandalwood Rooted, Cherry Melange, Maple Melange, Smokey Melange, **Walnut Melange**, Sandalwood Melange, Oak Melange Rooted, Light Oak Melange Rooted.

PAGE: 45



## Hazel




SIZE: 53 cm | FRONT: 13 cm  
CROWN: 25 cm | NAPE: 15 cm



### COLOURS:

Red Chestnut Rooted, Sycamore Melange Rooted, Zebra Wood Rooted, Lotus Silver, Lotus Iced Melange, **Lotus Midnight**, Cherry Rooted, Sandalwood Rooted, Cherry Melange, Maple Melange, Smokey Melange, Walnut Melange, Sandalwood Melange, Oak Melange Rooted, Light Oak Melange Rooted.

PAGE: 34



## Poppy



SIZE: 53 cm | FRONT: 32 cm  
CROWN: 36 cm | NAPE: 36 cm



### COLOURS:

Red Chestnut Rooted, Sycamore Melange Rooted, Zebra Wood Rooted, Sugar Berry, Lotus Midnight, Cherry Rooted, Sandalwood Rooted, Cherry Melange, Maple Melange, Walnut Melange, Sandalwood Melange, Oak Melange Rooted, **Light Oak Melange Rooted**.

PAGE: 46



## Iris




SIZE: 53 cm | FRONT: 20 cm  
CROWN: 22 cm | NAPE: 6.5 cm



### COLOURS:

Red Chestnut Rooted, Sycamore Melange Rooted, Zebra Wood Rooted, Sugar Berry, Lotus Iced Melange, Lotus Midnight, Cherry Rooted, Sandalwood Rooted, Cherry Melange, Maple Melange, **Walnut Melange**, Sandalwood Melange, Oak Melange Rooted, Light Oak Melange Rooted.

PAGE: 41



## Primrose




SIZE: 54 cm | FRONT: 16 cm  
CROWN: 10 cm | NAPE: 3 cm



### COLOURS:

Sugar Berry, Lotus Silver, **Ash Rooted**, Aspen Melange Rooted, Purple Heart Rooted.

PAGE: 36



## Jasmine




SIZE: 51.5 cm | FRONT: 13 cm  
CROWN: 22 cm | NAPE: 6 cm



### COLOURS:

Red Chestnut Rooted, Sycamore Melange Rooted, Zebra Wood Rooted, Sugar Berry, **Lotus Silver**, Lotus Iced Melange, Lotus Midnight, Cherry Rooted, Sandalwood Rooted, Cherry Melange, Maple Melange, Smokey Melange, Walnut Melange, Sandalwood Melange, Oak Melange Rooted, Light Oak Melange Rooted.

PAGE: 42



## Tulip



SIZE: 53 cm | FRONT: 9 cm  
CROWN: 12.5 cm | NAPE: 8 cm



### COLOURS:

Red Chestnut Rooted, Sycamore Melange Rooted, Zebra Wood Rooted, Lotus Silver, Lotus Iced Melange, Lotus Midnight, Cherry Rooted, **Sandalwood Rooted**, Cherry Melange, Maple Melange, Smokey Melange, Walnut Melange, Sandalwood Melange, Oak Melange Rooted, Light Oak Melange Rooted.

PAGE: 40




PREMIUM | KINU & SAKURA LONG

# CREATIVE

BY SENTOO




Dark Ash Blonde




Light Ash Blonde




Platinum Blonde




Dark Maple Blonde




Med. Gold Blonde




Tobacco Brown




Medium Brown




Chestnut Red




Velvet Black



Stone Grey



Light Grey













Platinum Grey









# PREMIUM

BY SENTOO








## BLONDES













## BROWNS



## REDS



## GREYS



COVER IMAGE: CREATIVE | ISABEL



PREMIUM | KINU

# SENTOO COLLECTION

MELANGE	L4 Midnight	L6/10/14 Walnut	L9/12/18 Cherry	L8/11/24 Sandalwood	L16/17/20 Maple
ROOTED	L72/73/79R Sandalwood	L70/78R Cherry	L6/70/23RT Sycamore Melange	L4/33R Red Chestnut	L4/74R Purple Heart
	L12/14R Birch Long	L6/22AR Ash	L8/22R Aspen Melange	L75/89/92R Light Oak Melange	L83/86/90R Oak Melange
	L6/20R Willow	L2/60V/R Zebrawood			
GREYS	L34/36/39 Smokey Melange	L38/42/60 Iced Melange	L62 Silver	L60/600 Sugar Berry	

Please note: For a true representation of colour, we recommend using a collection colour ring. Order now.